

ADVANCED ENERGY TECH TIPS

INSULATION INSTALACIÓN DE AISLANTE


- Insulation must touch the air barrier or sheetrock in order to work.
El material aislante debe tocar el bloqueo de entrada de aire o la tabla yeso para que funcione.


BAD
MAL HECHO


GOOD
BIEN HECHO


1 Completely fill cavity

Llene el espacio en su totalidad



2 Cut insulation to fit around obstructions

Corte el aislante de manera que se acomode alrededor de las obstrucciones



3 Attic insulation must touch sheetrock

El aislante para el ático tiene que hacer contacto con la tabla yeso



4 Split insulation around wiring


Corte el aislante y acomódelo alrededor de los cables eléctricos



5

Insulate behind blocking and cut insulation to fit

Corte y acomode el aislante para que quepa detrás de los apoyos horizontales



6

Ensure floor insulation touches the floor with minimal compression

Asegúrese que el aislante toque el piso con compresión mínima



7

Properly install blown attic insulation

Instale apropiadamente el aislante en aerosol para el ático



8

Insulation must touch the sheetrock

El aislante debe tocar la tabla yeso



APPROVED INSULATION TYPES TIPOS DE AISLANTE APROBADOS

- ANY PROPERLY INSTALLED PRODUCT
CUALQUIER PRODUCTO INSTALADO CORRECTAMENTE
- FIBERGLASS
FIBRA DE VIDRIO

- CELLULOSE
CELULOSA
- ROCK WOOL
LANA MINERAL
- FOAM
ESPUMA

FOR MORE INFORMATION PARA MÁS INFORMACIÓN



909 Capability Drive, Suite 2100
Raleigh, NC 27606-3870
919-857-9000 | www.advancedenergy.org

© 2005 Advanced Energy.

DISCLAIMER: This material was prepared by Advanced Energy, a nonprofit corporation. Neither Advanced Energy, its member organizations, the acknowledged individuals, nor any person acting on behalf of them: (a) makes any warranty, express or implied, with respect to the use of any information, apparatus, method or process disclosed in this publication that such use may not infringe privately owned rights; or (b) assumes any liability with respect to the use of, or for direct or consequential damages resulting from the use of, any information, apparatus, method or process disclosed in this publication; or (c) has any liability for damages that result from any negligent act or omission involved in the preparation of the material. Any implied warranty of merchantability or fitness for a particular use is specifically excluded.